

EASYGATE LX



Easygate LX represents a new revolutionary concept of the entrance control system for places where maximum user's comfort is requested together with keeping its high security level. The combination of stainless steel materials together with glass or wood make the specific aesthetic design that provides its attractive look. Powerful drive unit provides a large number of operating modes, good accessibility and high level of person's safety.

Easygate LX is designed especially for installations in banks, commercial offices, government institutions, but it is also suitable for public buildings.

Drive unit: fail-safe motor (without power it is free-to-move)

Design: **frame:** steel construction, anti-corrosive zinc protection

top lid: brushed stainless steel AISI 304 (STANDARD)

customization:

- wood
- artificial marble
- stone, marble...

glass wings:

8 mm clear tempered safety glass (1200mm, 1800mm)

side covers:

brushed stainless steel AISI 304

glass slide cover:

black powder coating (standard)

brushed stainless steel AISI304

Configuration:

security level:

medium - 1200 mm high glass panels

high - 1800 mm high glass panels

passageway width:

standard - 550 mm (narrow cabinet)

wide - 900 mm (wide cabinet)

Functionality: bi-directional operation - electronically controlled

The access is controlled by identification systems or the touchpanel for remote control. The attempt to access (passing) of two persons one after another or the attempt at passing from both directions at the same time without previous identification of valid ID card of these two persons are evaluated and signalled by acoustic alarm. Turnstiles consists of two different components - SIDE cabinet and MIDDLE cabinet. By this way it is possible to create as many passages as are required. Two SIDE cabinets are needed for one basic passageway.

Operation modes:

normally open (N/O) - glass wings are normally opened and they will immediately start closing if attempt for unauthorized access without prior positive access right verification is detected by photosensors

normally closed (N/C) - glass wings are normally closed and they will automatically open after positive access right verification

Safety devices: 7 sets of optical sensors control the passing people through the turnstile corridor, detect the attempt at unauthorized passage (tailgating-two persons in tandem) and protect the passing people against injury. Control electronics enables to set up the level of security against unauthorized passage.

Power failure:

In the event of power failure the Easygate LX turnstile can be set up in several modes:

- glass wings stay in a present position but it is possible to open them by hand
- glass wings are opened automatically (back-up accumulator is necessary)
- glass wings can be opened automatically by superior security system



Fire alarm: Generated and received signal from fire alarm system to the emergency input of control electronics ensures a prompt opening of glass wings without reference to the existing state of turnstile. For this purpose either N/C or N/O voltage-free contact can be used

Power supply: 12V DC (+20%,-0%), 7 - 10 A external power supply that meets all requirements for supply network SELV

Input: standby - 5W / in operation - 60 to 110 W (according to the used accessories)

Range of operating temperature: 10° ... +50°C
-25° +50°C with heating module

Maximum humidity: 80% (for non-aggressive environment)

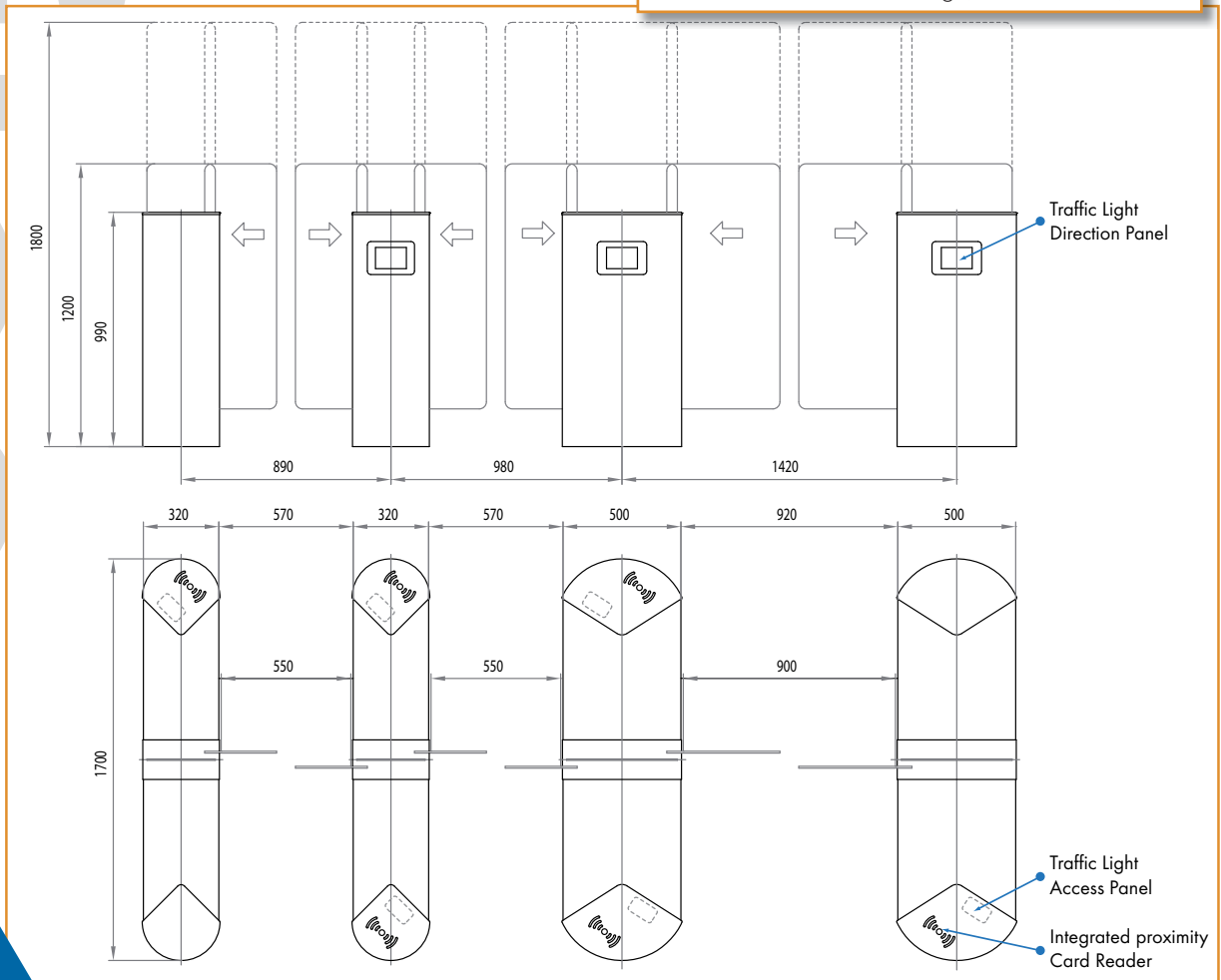
Throughput: max 30 persons/min

Weight: narrow cabinet - max. 230kg (one passage - two boxes)
wide cabinet - max. 280 kg

Accessories:

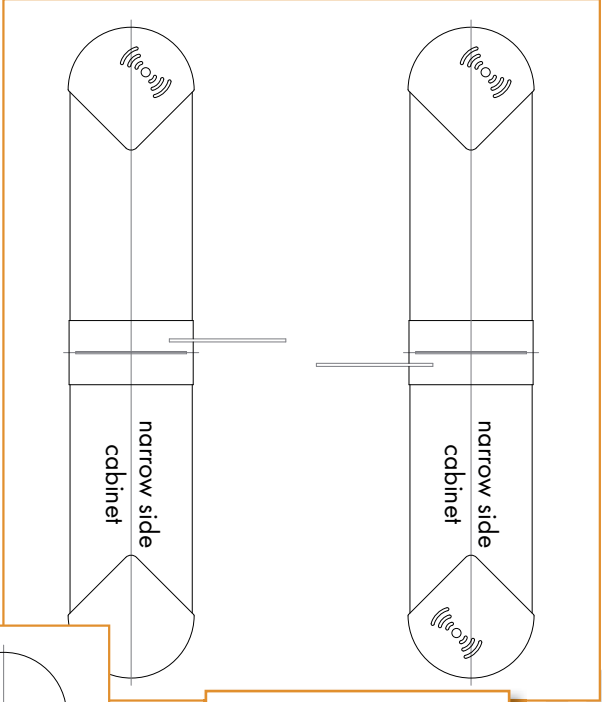
- Trafficlight Access panel - GO/STOP images based on access right confirmation/refuse from identification system
- Trafficlight Direction Panel - lane availability for a passage
- customization of the top lid material - wood, granite, marble ...
- backup accumulator
- bracket for integration of proximity reader under dark glass of toplid
- TouchPanel for remote manual control of up to 4 lanes
- software for remote manual control/status monitoring of lanes via PC
- logo sanding/printing
- built-in collector of visitor's ID proximity cards

Dimensional drawing (in millimetres)

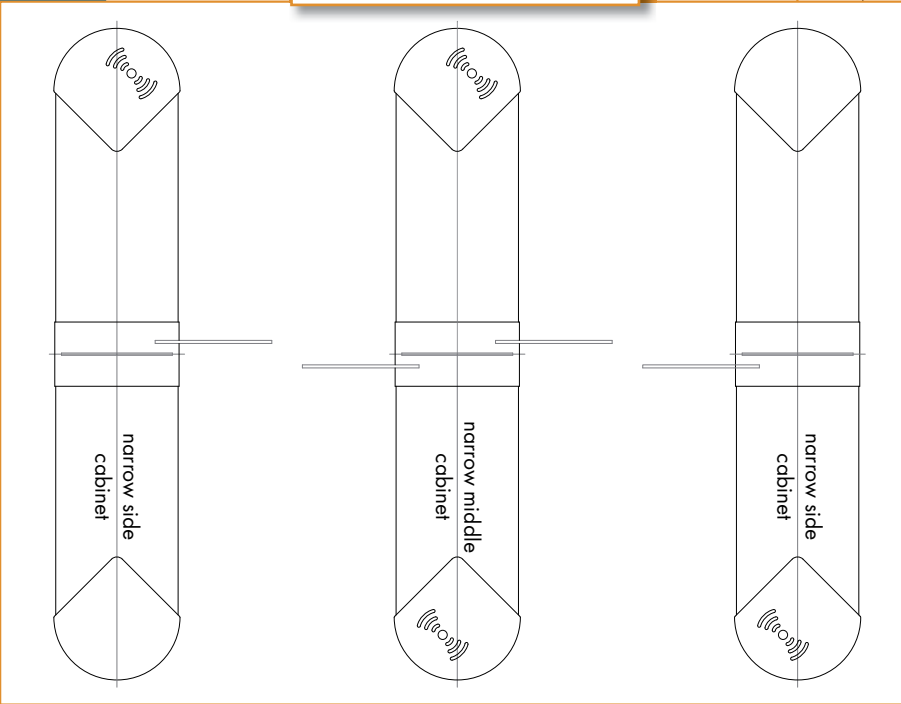




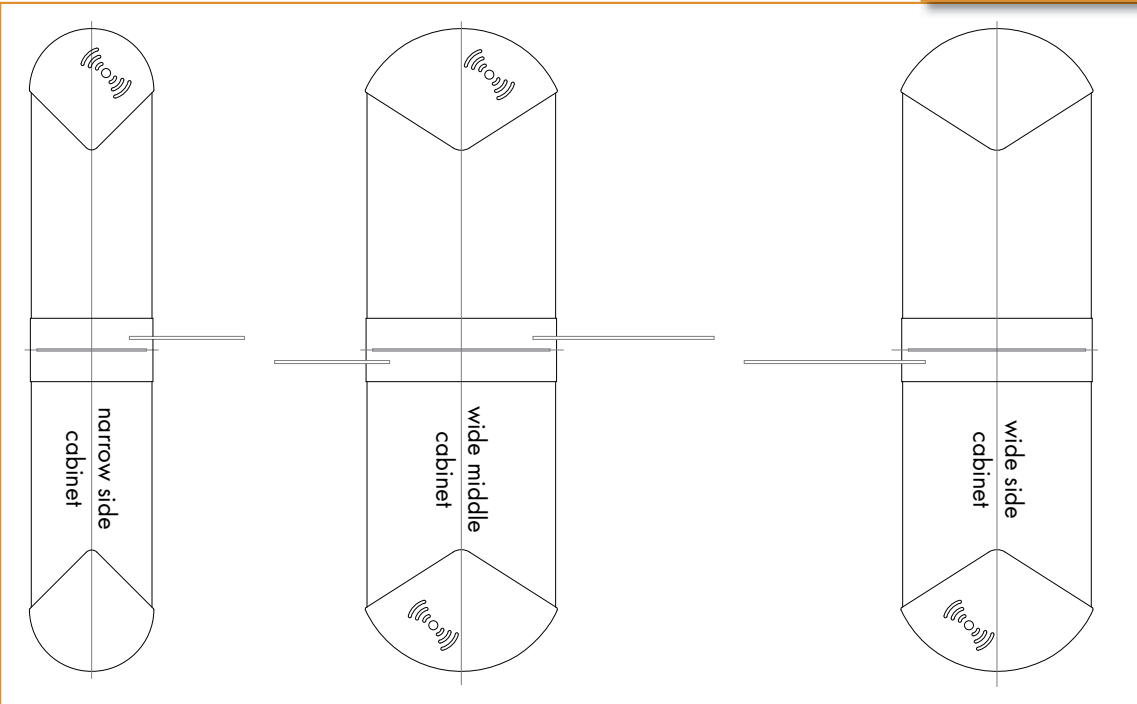
Two standard lanes



One standard lane

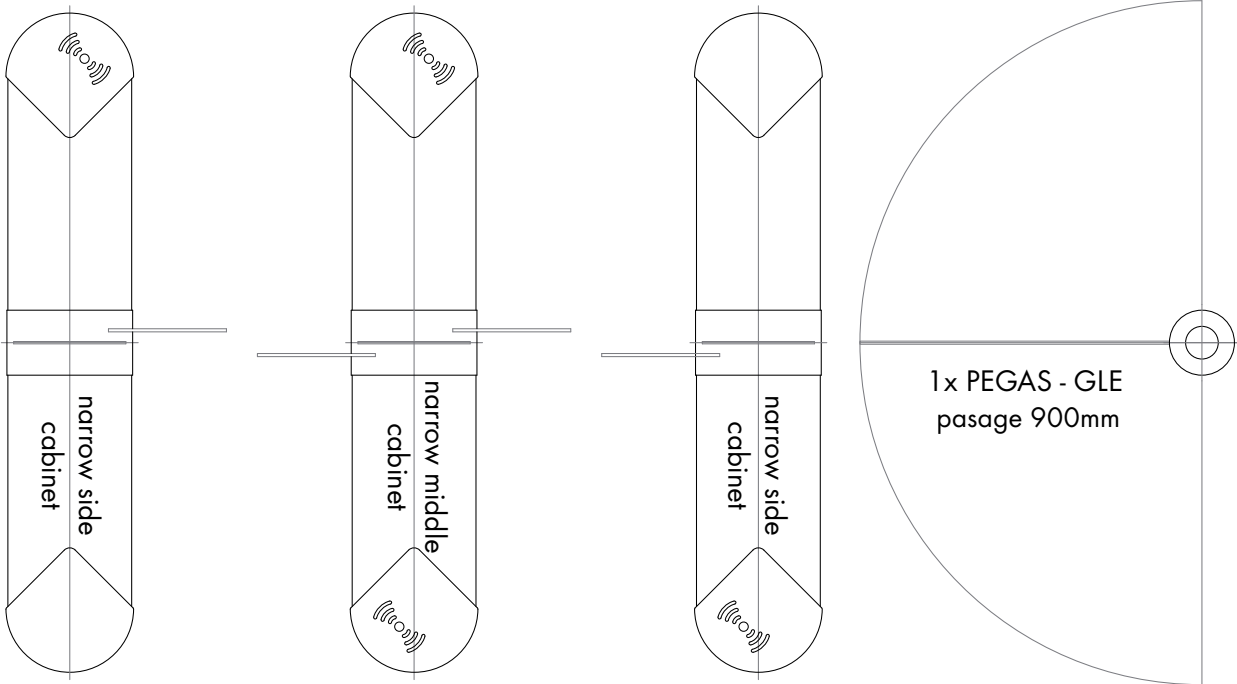


One standard and one wide lane



configurations

Two standard lanes and one wide lane made by PEGAS swing gate, height of glass 1200 mm



Two standard lanes and one wide lane made by PEGAS swing gate height of glass 1800 mm

